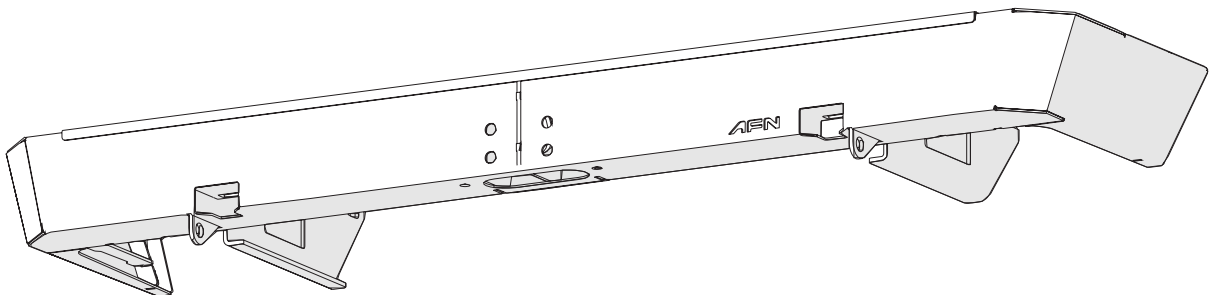




4 X 4 A C C E S S O R I E S

# Fitting Instructions

Toyota LC 78



This manual contains the **Toyota LC 78** fitting instructions for:

Rear Bumper REF: **48002098**

## **AFN 4x4 Accessories**

Product: **Rear Bumper**  
Ref: **48002098**

<b>Checklist</b>	<b>3</b>
Products 48002098	
<b>Fitting Instructions</b>	<b>4</b>
Step 1	<b>5</b>
Final Result	<b>6</b>

# CHECKLIST

- In this section you have a checklist with all parts included for the installation of your AFN product
- This product should be installed as demonstrated in the product fitting instructions
- If verified that any component is damaged, please contact your nearest AFN distributor
- The specified parts will only fit in the models specified by AFN
- Do not modify any component of the product

This checklist is for product **48002098**

## REF.: 48002098


NUMBER	DESCRIPTION	REFERENCE	QTY
1	Rear Bumper	47002890	1x
2	Bolt M12x35	47000315	4x
3	Washer M12 (big)	45000036	4x
4	Bolt M10x30	47000070	4x
5	Washer M10	47000039	10x

# FITTING INSTRUCTIONS

**WARNING:**

Before you begin installation, read all instructions thoroughly.  
 Proper tools will improve the quality of installation and reduce the time required.


- This product should be installed as demonstrated in the *Product «Fitting Instructions»*;
- The specified parts, will only fit the models specified by **AFN**;
- Do not modify any component of the product;
- It is recommended that this product is installed by specialized and trained personnel;
- AFN doesn't take responsibility for changes made in the vehicle by its manufacturer;
- Work safely and use specialized tools at all times;
- **Always use protective gear.**




Size	Torque Nm	Torque lbft
M6	9Nm	7lbft
M8	22Nm	16lbft
M10	44Nm	32lbft
M12	77Nm	57lbft

## Mouting Time

- 3 Hours
- 2 Persons (recommended)



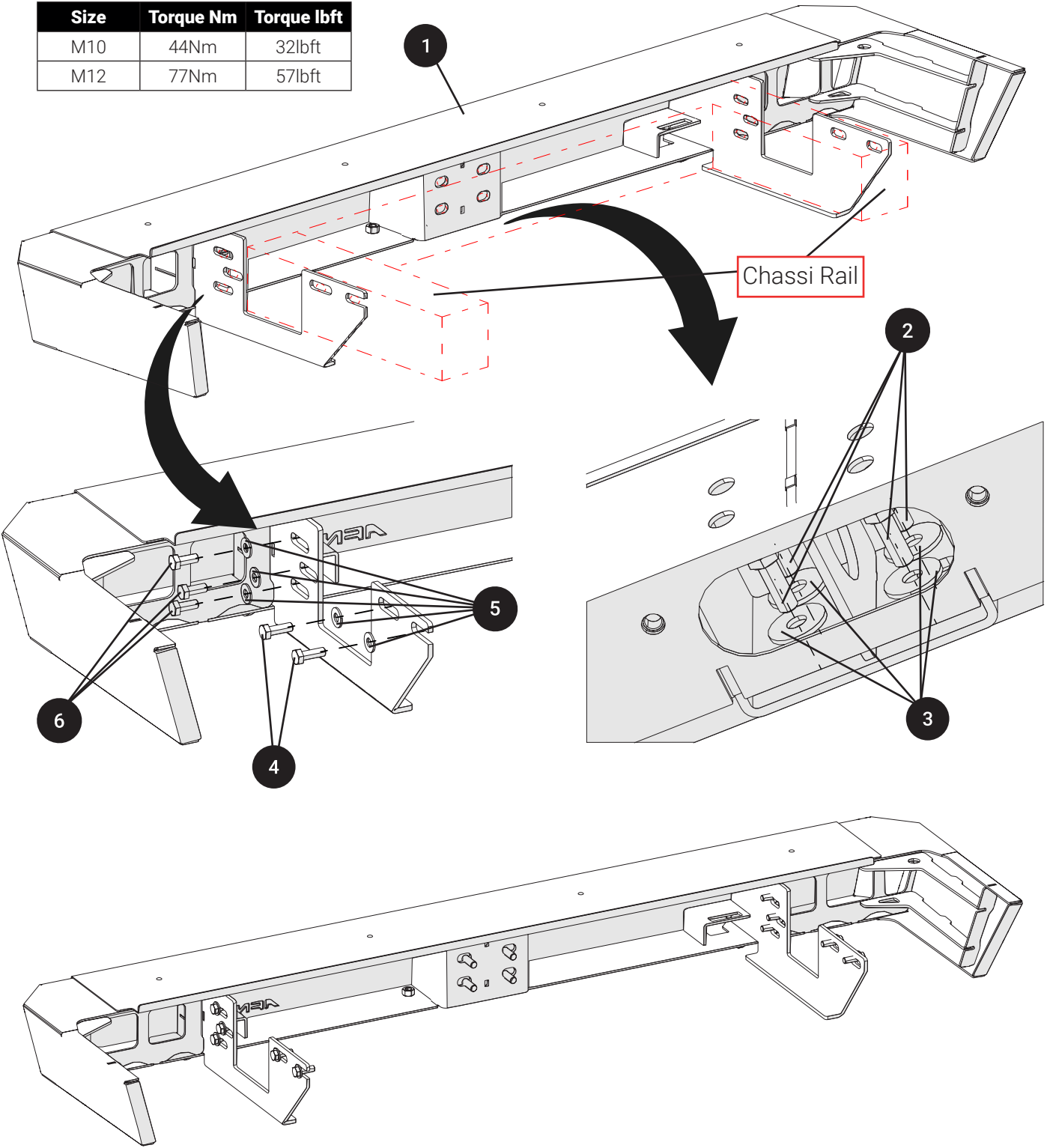
## Tools Required



- Screwdriver star head
- Screwdriver flat head
- Wrench
- Wire cutter
- Ratchet wrench
- Allen wrench
- Crane


Step 1

Size	Torque Nm	Torque lbft
M10	44Nm	32lbft
M12	77Nm	57lbft

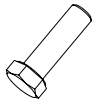


Parts Needed:

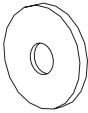
- 1**



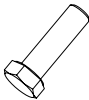
x1 47001466  
Rear Bumper
- 2**




x4 45000315  
Bolt M12x35
- 3**




x4 45000036  
Washer M12 (big)
- 4**



x4 45000070  
Bolt M10x30
- 5**



x10 45000039  
Washer M10
- 6**



x6 45000247  
Bolt M10x25

Final Result