

48002213



Checklist / Manual de Montagem - Roof Rack
Isuzu D-max



Checklist / Fitting Instructions - Roof Rack
Isuzu D-max



Despiezas / Instrucciones de montaje -



2h



1 x1 47001618		2 x1 47001617		3 x1 47001616		4 x1 47001615		<input type="checkbox"/>
5 x2 47001613		6 x1 47001612		7 x1 47001611		8 x1 47001610		<input type="checkbox"/>
9 x1 47001609		10 x2 47001607		11 x1 47001606		12 x1 47001605		<input type="checkbox"/>
13 x4 46005941		14 x4 46005940		15 x1 46005939		16 x4 46003548		<input type="checkbox"/>
17 x4 45000785		18 x8 m 45000570		19 x8 45000492		20 x16 45000462		<input type="checkbox"/>
Prf. Cb. Cil. M8x35	<input type="checkbox"/>	Vivo (ref. 1340003)	<input type="checkbox"/>	Esp. Ades. Iso.p/ HT.	<input type="checkbox"/>	Prf. Cab. Red. M6x20	<input type="checkbox"/>	
21 x8 45000387		22 x12 45000141		23 x16 45000074		24 x8 45000058		<input type="checkbox"/>
s	<input type="checkbox"/>	Prf. Cb. Cil. M8x25	<input type="checkbox"/>	Fêmea Freiada M6	<input type="checkbox"/>	Prf. Cb. Sx. M8x20	<input type="checkbox"/>	
25 x12 45000050		26 x4 45000048		27 x4 45000044		28 x12 45000018		<input type="checkbox"/>
Anilha M6x15x1,6	<input type="checkbox"/>	Anilha M8x16x1,6	<input type="checkbox"/>	Anilha aba larga M6	<input type="checkbox"/>	Fêmea Freiada M8	<input type="checkbox"/>	
29 x32 45000011								<input type="checkbox"/>
Anilha aba larga M8	<input type="checkbox"/>							

Isuzu D-max Double
Cab - 2 Generation
(2014-)



Thank you for choosing AFN products, a lot of time in R&D has gone into perfecting our products. However, if you find problems with any AFN products you have purchased, or if you have any information which would help us to improve our products, please let us know.

If you think there may be a problem either before or after fitting the AFN product, it is best to contact your nearest AFN distributor.

WARNING

- This product should be installed as demonstrated in the product fitting instructions.
- If verified that any component is damaged, please contact your nearest AFN distributor.
- The specified parts, will only fit the models specified by AFN.
- Do not modify any component of the product.
- It is recommended that this product is installed by specialised and trained personnel.
- AFN cannot be responsible for any changes made by the vehicle manufacturer.
- Work safely and use specialised tools at all times.
- Always use protective gear.



size	Torque Nm	Torque lbft
M6	9Nm	4 lbft
M8	22Nm	16 lbft
M10	44Nm	32 lbft
M12	77Nm	57 lbft

- Tools set required:



CONTACTS

R. da Madeira, nº 113
Z. Industrial das Travessas
3700-176 S. João da Madeira
Portugal


Tel.: (+351) 256 838 300
Fax: (+351) 256 838 305
www.afn.pt
geral@afn.pt

COORDINATES


DATUM: European 79
UTM 05.44.100
29T 45.28.300
N 40°54' 14.0"
W 08°28' 35.0"

01

- Fit part number
1- 46005941 to the roof rack

02

- Fit part number
1- 47001606 with 46003548

03

- Bolts needed
45000387/ 45000050/
45000074

- Repeat operation to the four
fixing points


04



- Fit part number
 Front left
 1 - 47001607/ 47001609
 Front right
 1 - 47001607/ 47001610

 Back left
 1 - 47001613/ 47001615
 Back right
 1 - 47001613/ 47001616

05



- Bolts needed
 45000058/ 45000011/ 45000462/
 45000050

06



- Fit part number
 1 - 47001605 with 47001607 (right
 and left position on the front of
 the car)
 2 - 47001605 with 47001613 (right
 and left position on the back of
 the car.)

 - Bolts needed
 45000141/ 45000011/ 45000018

07

- Fit part number
1 - 46005939 with 46005940

08

- Bolts needed
45000462/ 45000074/ 45000044

09

- Before assemble the roof rack to the car, please make sure that you use the 45000492 and 45000570 to protect the car.
- See example on the picture.

10

- Fit part number

Front left

1 - 47001611

Front right


1 - 47001612

Back left

1 - 47001617

Back right

1 - 47001618

11

- Bolts needed

45000785/ 45000048

